

PINE TREE QUILTERS' GUILD OF MUSKOKA

P.O. Box 446, Bracebridge, Ont., P1L 1T7

Web page: www.pinetreequiltersguildofmuskoka.com

Email: pinetreeguild@hotmail.com

Meetings at Bracebridge Memorial Arena,
169 James St., Bracebridge, ON, 2nd, floor
Second Thursday of the month 1 – 3pm

PRESIDENT'S MESSAGE

Recently, your Executive discussed how the members of the guild could be better served. It was felt that changes needed to be made to help fulfill the mandate of our bylaws. One of the ideas expressed was that the guild was getting too large to be effectively managed which brought up the idea of capping our membership numbers. As this is an issue that has a large impact on our members, the subject was introduced at the November guild meeting. It was presented in the form of a motion for discussion purposes. There was no intention that a decision would be made at that time.

It was good to hear that so many people are passionate about the guild. It is important that everyone contact one of the members of the committee that was formed to express your opinions on this matter. Their names and contact information are published in this newsletter. They will compile the results and present a report to the Executive at their January meeting.

I am pleased to welcome Pat Northmore to the Executive. She has volunteered to be our new Secretary. I would also like to thank Sue McCallum who did an excellent job while a replacement was found.

Now that we are in the season of unpredictable weather, I want to make sure that everyone knows that we do not cancel our meetings. If you can make it to the arena please come. It would be a good idea to bring some handwork as we cannot guarantee that the planned program will happen.

Barb

PROGRAMS

Submitted by Marianne Meeuwisse & Mary Reimer

DECEMBER 11 - Our famous annual **Christmas Potluck**. Bring your favorite dishes or casseroles to share. Plates, cutlery, cup and serviettes.

Remember to bring your home-made **Bingo cards** and lots of buttons to play Bingo.

The Potluck starts at noon, please **do not come earlier than 11.30am** as the room is being set-up and decorated for the meeting.

* * * * *

JANUARY 8, 2015 - **Social/Sewing day** to start at **9am** at Bracebridge Arena to make lots of cuddle quilts. Come for the day or a few hours and connect with your fellow quilters. There will be sewing, cutting, sandwiching, "birthing" and finishing/tying stations. Something to keep all of us, from beginner to experienced quilters, busy!

Bring, some sewing machines, thread and extra bobbins, scissors. Extension cords, cutting boards and cutting blades.

Your lunch and drink

There will be a short guild meeting starting at 1pm, (announcements and Show and Tell)

More social/sewing time following meeting.

WORKSHOPS

Submitted by Marta McIntyre

The next workshop is **January 9, 2015**. It is a little different this month, a CLOTH DOLL is in the works. Taught by our own Marta McIntyre. Sign ups will begin at the December meeting. Cost is \$20 which includes the pattern. This should be a great project for all you grandma's with little grand daughters!

There is an upcoming workshop in **February** with Pat Reynolds from Haliburton. Cost is \$40 and sign ups begin in January.

OUTREACH PROGRAM

Submitted by Joanne Smith

We are excited about our upcoming January meeting making cuddle quilts. We would like this to be a learning experience for those new to quilting and for those who never made cuddle quilts. We would like those experienced quilters to work beside those who are new and guide the "newbies" doing different stages such as using rulers and rotary cutters to cut fabric for kits, showing how to sandwich quilts, how we sew them, birth them, and how to tie quilts. It will also be a wonderful chance to meet and socialize with new members! I hope to see you all out !

CAPPING MEMBERSHIP

At the November Pine Tree Guild meeting the following motion was presented: It was moved the membership to cap at 151 (membership as of Nov. 13, 2014) and let the membership by attrition reduce to 100.

Our committee has been formed to receive your feedback and then pass it on to the Executive. Please either e-mail us or phone one of the following ladies regarding this motion. Please just contact one and if you can do it via e-mail, that would be the easiest for us as a committee. Margaret works during the day.

Margaret Gage
megage@muskoka.com 705-767-2383

Elizabeth Hughes
behughes@sympatico.ca 705-385-2020

Shirley Anne Sturgess
dhsturg@vianet.ca 705-766-2738

MEMBERSHIP

Submitted by Rosemary Carrington

At our November meeting we welcomed a new member, Diane Harrop. You will remember that Diane gave a very interesting talk in October about the wartime quilt that is now on display in Gravenhurst. Welcome Diane!

December is the last month for anyone to renew their membership (due July 1, 2014) which means we will not be sending them the newsletter after this date. So please if you wish to renew come and sign up at the Membership Desk at the December meeting or contact Rosemary:
rcarrington@sympatico.ca 705-646-0607


Enjoy the Christmas Potluck on Thursday 11 December. There is always so much delicious food and the company is great too!

LIBRARY

Submitted by Halina Dales

LIBRARY NEWS:

- *The Holiday Season is a great time to relax, browse through books and look for inspiration for projects!*
- *12 Books are added to the library this month. I bought most of these from Grantham Books at the Creative Festival. (They were heavy to carry!)*
- *Over the past 3 months - we have collected about \$120 through our sale of library books. What we have not sold will be on the free table at the December meeting.*




#539 Ghost Layers & Color Washes

By Katie Pasquini Masopust,

This book presents a three-step technique for adding layers of visual interest to representational quilts.

The steps are: making a design based on a photograph or a drawing; adding a "ghost" shape that is lighter or darker than the base block colours; and creating a colour wash that allows use of more colours in the quilt.

The blocks are constructed using raw-edge or turned-edge appliqué. The book also includes the author's seven-step programme for choosing perfect fabric combinations.



#540 Hobo Quilts: 55+ Original Blocks Based on the Secret Language of Riding the Rails

by Debra G. Henninger


Wrap yourself in a quilt that tells the story of the Knights of the Road. Explore the fascinating world of the depression-era hobo through the culture's hidden language of signs and symbols, all translated into original quilt blocks and projects.

"Hobo Quilts" includes:

More than 55 symbols used by hobos to communicate with each other converted into unique, never-before-seen quilt blocks.

Step-by-step instructions for over 20 gorgeous quilt projects using the Hobo Blocks. Project themes include Mulligan Stew, Ridin' the Rails and Hobo Jungle. Historical stories and photos throughout the book that will give you a glimpse into hobo culture.

Let "Hobo Quilts" take you on a journey to the times when railways were the lifeblood of America, transporting goods from city to city and carrying hobos in search of a better life.




#541 Bargello Tapestry Quilts

by Marilyn S. Doheny

The definitive Bargello Tapestry book, filled with fantastic quilts and clear, concise instructions. Marilyn's passion for these beautiful quilts is matched only by her creativity.

64 full color photographs. 132 pages.




#542 Celtic Pieced Illusions
by Karen Combs

Piecework enthusiasts rejoice!
Now great Celtic designs can be
created with only two simple
blocks.

Quilters traditionally use appliqué
to create Celtic designs.

Instead, Karen has translated knot work into pieced
patterns. She found she can create many Celtic designs
with two, three, or more blocks, so the possibilities are
unlimited.

She shares her simple design concepts for those who
want to design their own Celtic quilts, while providing
piecing tips, pressing options, and quilting ideas. Even
beginning quilters can tackle these colorful quilt
patterns.




**#543 Puzzle Quilts: Simple
Blocks, Complex Fabrics**
by Paula Nadelstern

A puzzle quilt is a sampler with a
secret: each block design is used
twice. The "puzzle" is to pick out
which blocks are the same.

This book strips construction down to the bare bones so
you can focus on uncommon fabric selections, then use
special techniques like symmetry, mirroring, and seam
blending to create stunning, exciting designs!


Simple piecing, complex fabrics, and Paula's special
techniques yield stunning, exciting designs.



**#544 Watercolor Landscape
Quilts: Quick No-Fuss Fold and Sew Technique**
by Cathy Geier

Quilt like a Painter! Turn fabulous landscapes into
breathtaking quilts with "Watercolor Landscape Quilts."
Using Cathy Geier's easy cut-and-paste techniques, you
can capture the beauty of the countryside with "strokes"
of fabric ... just like a painter! This easy-to-use book
includes:


- 14 projects with easy-to-follow instructions
- Simple techniques for fabulous special effects,
including adding appliqué, layering tulle and adding
borders
- Easy step-by-step instructions for creating your own
landscape design
- 135 plus full-color photos
- A photo guide to selecting the best fabrics



**# 545 Simple Start,
Stunning Finish**
by Valori Wells


15 hip, quick-to-make quilts
that get dramatic results from
simple shapes and large-scale
prints.

This comprehensive volume shows you how to make
striking, colourful quilts that only look hard to make -
use the techniques in this book to get great results faster
and easier than you'd think! Also included are 15
complete projects for everything from small wall
hangings to large bed-sized quilts. Each of which
include tips on choosing fabrics, working with colour,
and strip piecing to create amazing effects.




#546 Material Obsession 2: More Modern Quilts with Traditional Roots
by Kathy Doughty, Sarah Fielke

By nature, quilters are fascinated by fabric, color, and pattern. And Sarah Fielke and Kathy Doughty have been feeding that fascination ever since the publication of their first book, *Material Obsession* (STC Craft, 2009). In *Material Obsession 2*, the popular team presents more than 20 new quilts in their trademark style, combining fresh, modern fabrics with traditional designs. The quilts were created in pairs: that is, the two quilters started with the same concept, then worked independently, producing completely different, equally beautiful results. Patterns range from easy to advanced, with a comprehensive technique section so quilters of all levels can join the fun.




#547 French Braid Transformation: 12 Spectacular Strip-Pieced Quilts
by Jane Miller

The best-selling author of *French Braid Quilts* and *French Braid Obsession* takes the braid in a whole new direction! You'll be inspired by a wide variety of color schemes from neutrals to primaries, and everything in between. Start at the beginning with the traditional version, and work your way through Jane's exciting, modern evolution of this pattern.



548 Dear Jane: The Two Hundred Twenty-Five Patterns from the 1863 Jane Stickle Quilt
by Brenda M. Papadakis


Quilt lovers and Civil War buffs alike will enjoy *Dear Jane*. It contains all of the 225 patterns of the historic Jane Stickle 1863 quilt as well as a series of letters to Jane about life and times in the nineteenth century, with emphasis on the Civil War and the women's movement. Among the patterns and letters you will find a dozen quilts from the 1990's, all inspired by Jane's supreme example of quilt-making artistry in 1863



#549 The Best of Jacobean Appliqué
by Patricia B. Campbell, Mimi Ayars

Quilters will be intrigued with the exciting possibilities offered by the Exotica and Romantica patterns. Full color patterns and pictures, along with easy instructions, enable quilters to revive a traditional technique with an innovative flare.

A striking addition to any appliqué library. Patterns presented with full-color examples are wonderful



#550 Appliqué Takes Wing: Exquisite Designs for Birds, Butterflies and More
by Jane Townswick

In this follow-up to her first three books, amazing appliqué artist Jane Townswick shares all-new blocks featuring beautiful birds and butterflies, along with her best techniques for flawless appliqué.

- Sixteen original block patterns offer unique ideas, such as adding iridescent fabrics for sparkle and shine
- Designs include a hummingbird, dragonfly, monarch butterfly, and many more flying creatures
- Techniques reveal Jane's secrets for invisible stitching, no-template leaves, and free-form branches

QUILT ARTIST OF MUSKOKA

Quilt Artists of Muskoka is a creative group of art quilters and fibre artists with a passion to create, share and learn. They are a group formed from guild members and any guild member may join the group.

"Rough Patch" exhibit is a collaborative display of original fibre art. Created to recognize and support those individuals going through a rough patch or crisis in their lives.

These rough patches are 8" by 10" and mounted on a canvas frame. We will be selling them at the December pot luck for \$20.00 with 100% of the money going to the Salvation Army food hamper or stocking fund.

Please come to the table to buy one for yourself, friends or family.

In January, these will be hanging in the Baysville library with funds raised going to the library and the Baysville winter food bank.

NEXT MEETING: JANUARY 8th

